

Brass Calla Table Lamp, Small
Assembly Guide



Thank you for choosing In Common With. Please confirm that you received all of the components pictured in this guide, and reach out to us if anything is missing. It's rare, but it happens. We hope you enjoy your fixture. With proper care, it should last a lifetime.

Have questions? Please contact us at support@incommonwith.com.



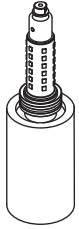
CAUTION!

As a safety feature, this lamp has a polarized plug to reduce the risk of electric shock. This means it has two flat prongs and a third circular prong underneath, and it will fit in an outlet one way only. If the plug does not fit fully and easily into the outlet, do not force it; contact a qualified electrician.

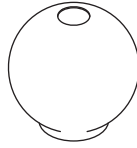
ATTENTION!

Par mesure de sécurité, cette lampe a une fiche polarisée pour réduire le risque de choc électrique. Cela signifie qu'il a deux broches plates et une troisième broche circulaire en dessous, et qu'il ne s'insère dans une prise que dans un seul sens. Si la fiche ne s'insère pas complètement et facilement dans la prise, ne la forcez pas; contactez un électricien qualifié.

Components



Petite Table Base



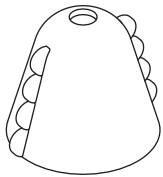
Globe



Washer (x2)



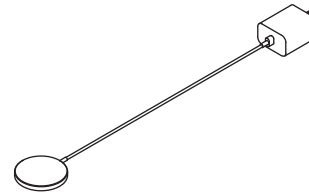
Portable Diffuser



Calla Shade, Petite

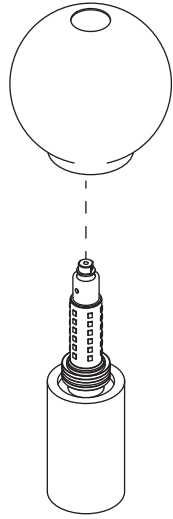


Finial



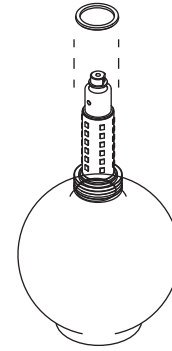
Charging Pad

Step 1



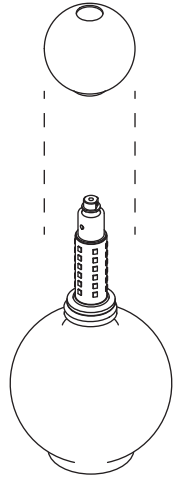
Slide the brass globe over the table base.

Step 2




Thread washer onto table base, tightening the globe into place.

Step 3




Thread the portable diffuser onto the Table Base

Step 4




Thread the second washer onto table base, tightening the portable diffuser into place.

Step 5




Carefully place brass Calla shade onto the harp, feeding the threaded part through the hole in the shade.

Step 6



Screw finial onto harp.

Step 7



Fixture will arrive charged. To recharge, plug in the charging pad included in your order and place the fixture on top to charge over night. Battery life should last up to 10 hours.

Care Instructions

Never use scouring pads or abrasive cleaning solutions. If it comes in a bottle, its bad for your fixture. Instead, we recommend using soft microfiber cloths, which are gentler on our products and the planet.

For Metal: Wipe with a damp or dry microfiber cloth. Please note that our brass is unlaquered, and will darken naturally over time.

For Glass: Wipe clear or colored glass with a damp microfiber cloth. For sandblasted or etched glass, use a dry microfiber cloth. Removable glass shades can be washed carefully in a sink using warm or hot water.

For Ceramic: Wipe with a damp microfiber cloth. Do not submerge in water.

Return Policy

We accept returns for store credit only, minus a 15% restocking fee. We do not accept returns on pieces from the Handmade, Disc, Terra, or Flora series, or on items that are not in their original condition. Custom and Rush orders are final sale. Please note that shipping charges are non-refundable.

To request a return, email sales@incommonwith.com within ten days of receiving your order. Requests must be approved before a return can be processed. Requests made after ten days will not be accepted.

All products that come in their own box, including but not limited to light bulbs and accessories, must be returned in their original, undamaged box as this is considered part of the product.

We reserve the right to reject any returned items that do not meet the above requirements. If your return is rejected you will be notified via email.