

grazia&co melbourne  
1 / 10-14 advantage road  
highett, vic, 3190  
phone +61 3 9555 5760

grazia&co sydney  
12b, 32 ralph street  
alexandria, nsw, 2015  
phone +61 2 8914 0350

## reeno bench



the original 'reeno' bench is a sleek, contemporary bench suitable for living, bedroom or commercial spaces. australian made, fully upholstered using commercial grade foam, with upholstered leg detail.

grazia&co<sup>®</sup>

## house leather

semi aniline leather  
origin: italy



## premium leather

semi aniline leather  
origin: italy



## boucle

composition: 28% acrylic / 24% cotton / 20% viscose / 16% wool / 12% polyester  
origin: netherlands  
martindale cycles: 80,000



## velvet

composition: 39% cotton / 28% alpaca / 11% polyester / 9% wool / 7% nylon / 6% viscose.  
origin: italy  
martindale cycles: 100,000




## twine

composition: 82% acrylic / 18% polyester  
origin: turkey  
martindale cycles: 100,000




## linen weave

composition: 15% linen / 40% cotton / 20% viscose / 20% acrylic / 5% polyester  
origin: belgium  
martindale cycles: 45,000



## sheepskin


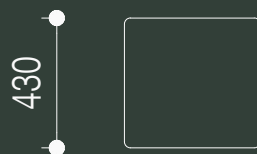
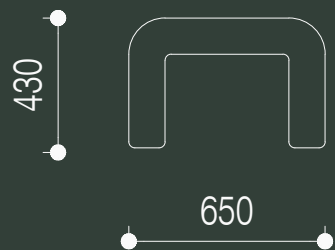
origin: australia




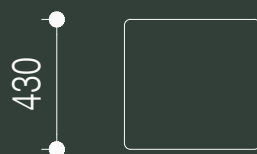

*custom finishes as specified*

grazia&co®


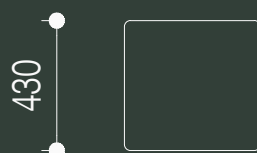
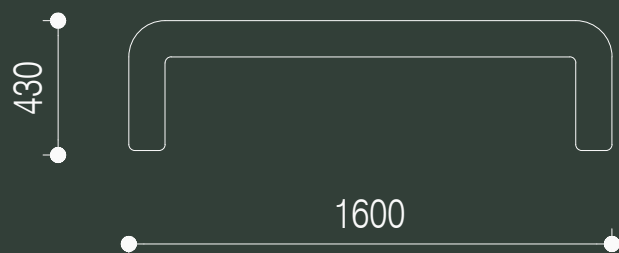
1 - reeno mini



1 - reeno standard



1 - reeno jumbo



**design registration no**  
201712613

**year released**  
2016

## warranty

- i. warranty period of 7 years for the structural integrity of the furniture under 'normal use'
- ii. the warranty covers the timber and metal frames, the suspension and the foam integrity.
- iii. fabric and leather wear and tear are not warranted.
- iv. fabric and leather that has faded or broken down due to exposure to sunlight or extreme weather conditions is not warranted.
- v. care instructions and warranty claims of fabric to be addressed with the textile supplier or specifier.
- vi. it is the responsibility of the specifier and/or supplier that has selected and/or supplied a fabric or leather through 3rd party suppliers to ensure it is free of faults and fit for purpose and application.

all terms outlined in this document are applicable exclusively to projects and orders that are based in australia.  
for warranty claims outside australia, please note that a 12 month warranty period will apply, all claims are to be taken up with the international selling agent. to view the full warranty please refer to the [grazia&co website.](#)

<b>craftmanship:</b>	designed and manufactured in australia
<b>materials:</b>	fully upholstered ply frame, foam and specified upholstery
<b>lead time:</b>	8-10 weeks. lead times may vary during peak periods
<b>suitability:</b>	indoor use



australian  
made



7 year  
warranty

**grazia&co**<sup>®</sup>

### house leather care

protect from direct sunlight, heat and weather. dust with a clean dry cloth or use the soft brush attachment on your vacuum cleaner. remove all liquid and food spills immediately. wipe with a clean cloth dampened with proprietary brand leather cleaner suitable for a surface finish leather.

### velvet

all spills must be actioned right away- blotting the area immediately with a clean, dry absorbent cloth. never bleach, tumble dry, machine wash or iron. have velvet upholstery professionally cleaned according to the velvet suppliers' recommendations. to remove dust, vacuum regularly using low suction and soft brush attachment or using a soft lint brush.

### cotton & polyester

protect from direct sunlight. vacuum regularly using low suction and soft brush attachment. professionally clean in accordance to the fabric suppliers' instructions. treat spills and stains as soon as possible with a clean damp cloth. dry in the shade, allow to dry thoroughly before use.

### custom specified upholstery

please refer to individual suppliers for information on care and maintenance of fabrics that have been specified by a designer, as these will be outside the standard grazia&co range. most interior upholstery fabric should be regularly vacuumed and kept away from direct sunlight.

### sheepskin

store away from direct sunlight and high heat sources, such as blow dryers and radiators. never rub or brush sheepskin when it's wet. to clean up small spills on your sheepskin upholstery, wipe with a damp cloth, and gently pluck any debris from the suede with tweezers. never use hot water. this causes permanent damage by stripping the natural oil, (lanolin) from the pelt making it very hard and rough. for professional cleaning, select a cleaner that specialises in leather/suede/fur.

to view the full care and maintenance instructions please refer to the [grazia&co website](#).



grazia&co®